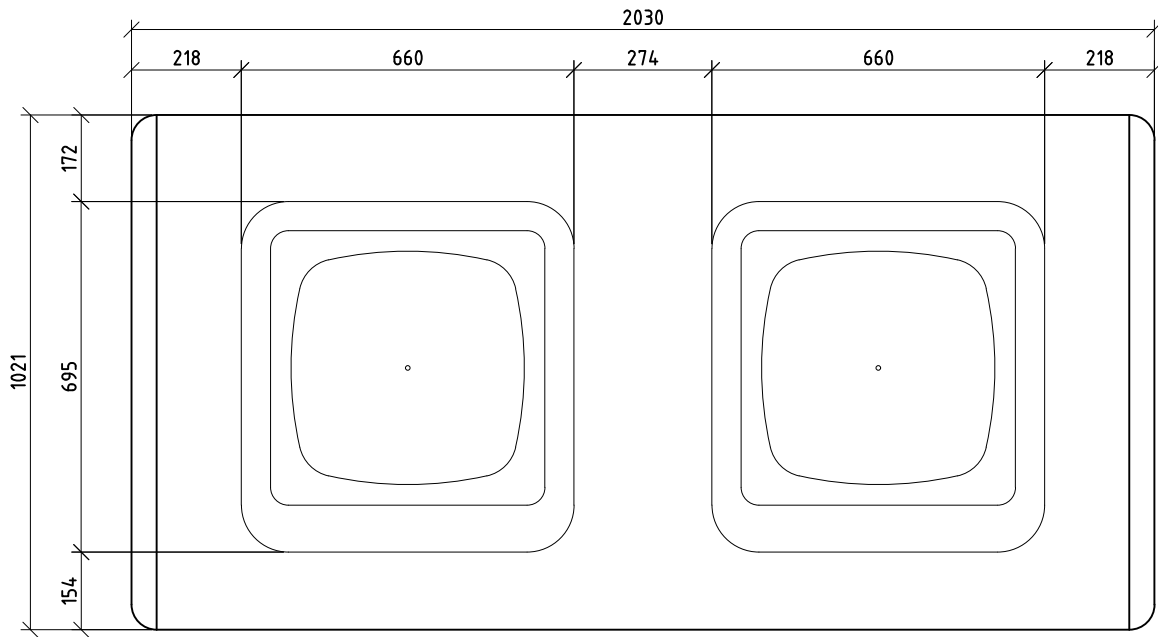
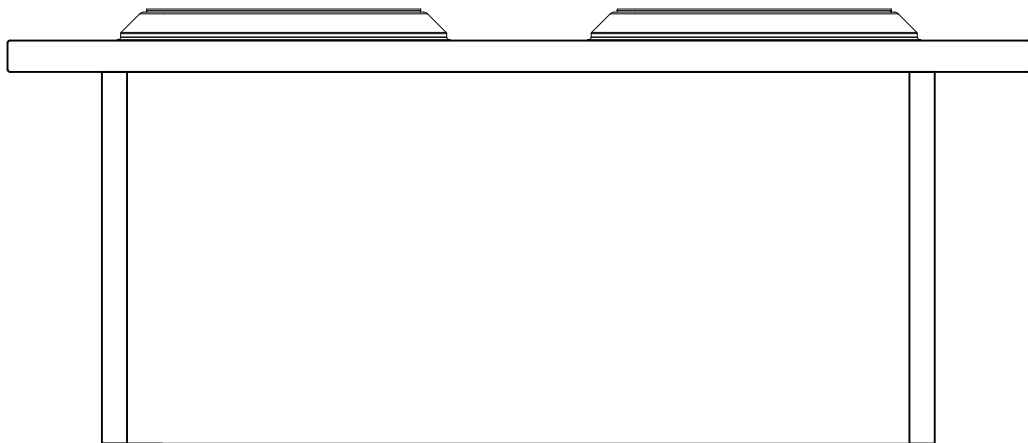


ACCESS DOUBLE BBQ

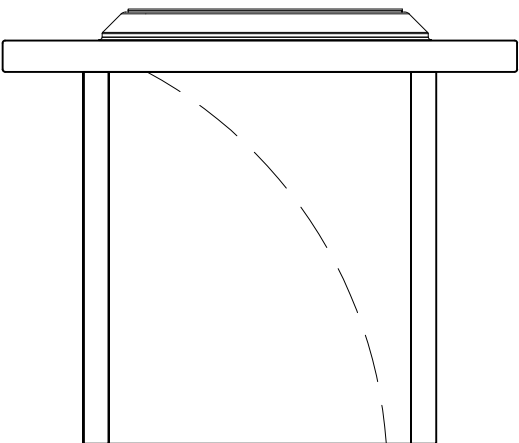
- KB602 Double hotplate
- KB603 Hotplate & sink



1 PLAN
SCALE (1:15)



2 FRONT ELEVATION
SCALE (1:15)



3 SIDE ELEVATION
SCALE (1:15)

REVISION	DATE:	DRAWN BY.			CLIENT NAME	PROJECT No.	PAGE
6			 © FURPHY FOUNDRY PTY LTD THIS DOCUMENT IS AND SHALL REMAIN THE PROPERTY OF FURPHY FOUNDRY. UNAUTHORISED USE OF THIS DOCUMENT IN ANY FORM IS PROHIBITED.		FURPHY FOUNDRY	KB602/3	A3
5					PROJECT	DATE:	DRAWN
4					ACCESS DOUBLE BBQ	20-04-20	JAR
3					-	DRAWING No.	SCALE
2						KB602/3	NOTED
1			Furphy Foundry Pty Ltd A.B.N. 24 007 195 913 21 Drummond Rd, Shepparton VIC 3630		PH: (03) 5831 2777 FAX: (03) 5831 2681 www.furphyfoundry.com.au sales@furphyfoundry.com.au	SHEET No.	REV.
					DRAWING TITLE	001	0
					PRELIMINARY		