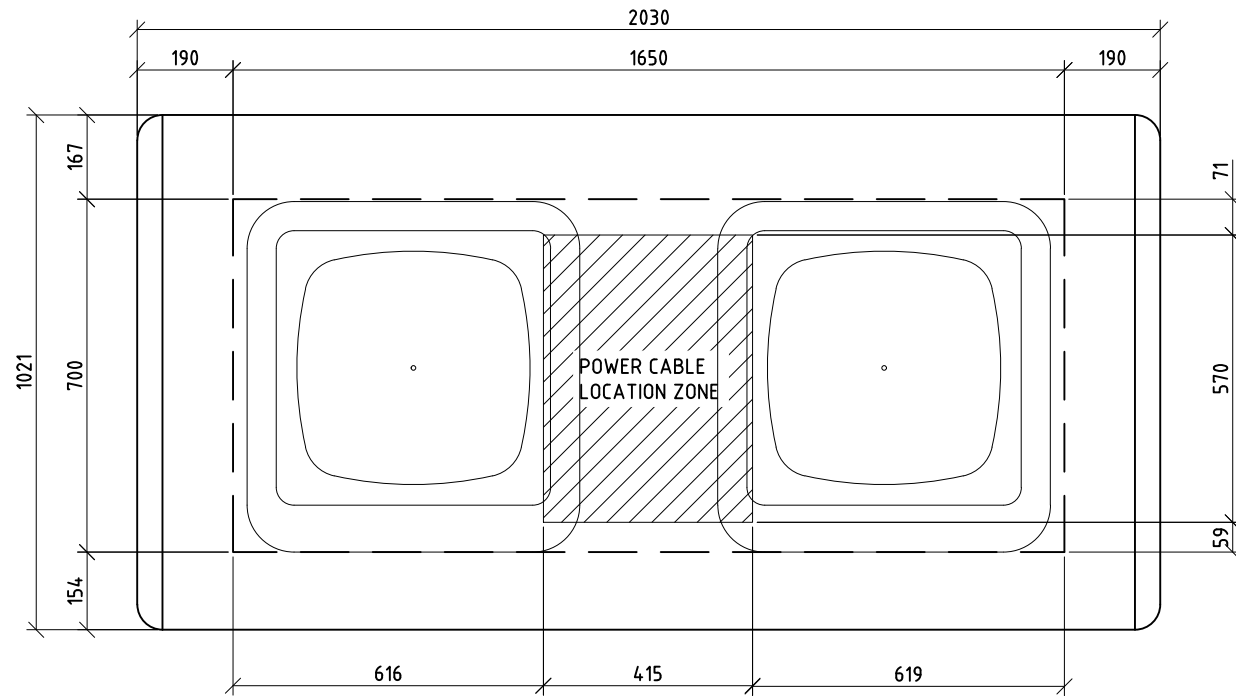


ALL DIMENSIONS IN MILLIMETRES - DO NOT SCALE

EVOLVE DOUBLE BBQ

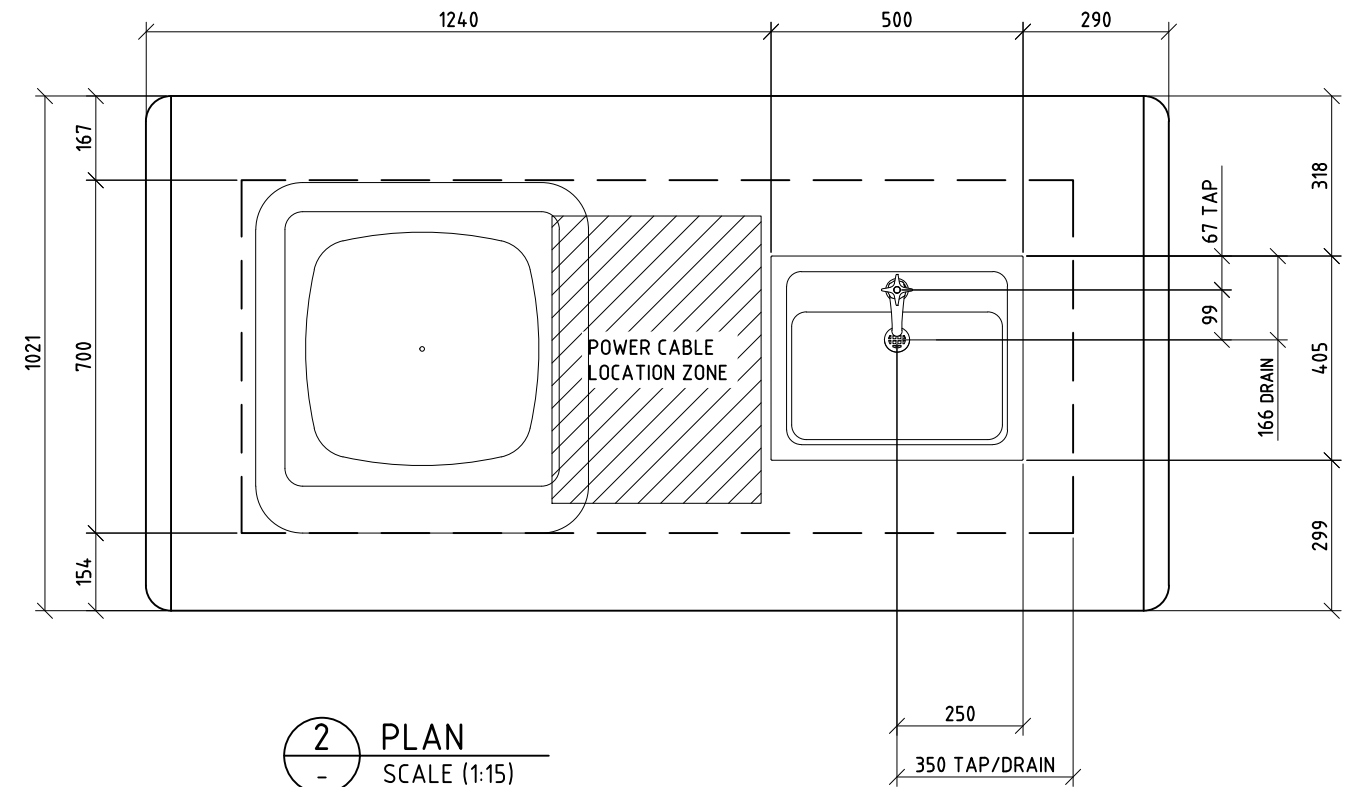
- KB402 Double hotplate



1 PLAN
SCALE (1:15)

EVOLVE DOUBLE BBQ

- KB403 Hotplate & Sink
- Setout for hold down bolts & power zone as per KB402



2 PLAN
SCALE (1:15)

SPECIFICATIONS:

MATERIALS:

- Frame construction - Stainless steel frame
- Countertop - Stainless steel sheet
- Panelling - Stainless steel sheet, No. 4 Polished finish
- Aluminium sheet, powdercoated finish

DIMENSIONS:

All in mm unless otherwise stated


POWER REQUIREMENTS

10amp supply per Hotplate, 240volt

GROUND FIXING:

- Bolt down M10 x 130mm
- Stainless Steel Chemset (Not Supplied)

REVISION	DATE:	DRAWN BY.	CLIENT NAME	PROJECT	DRAWING TITLE	PROJECT No.	PAGE
6			FURPHY FOUNDRY	EVOLVE DOUBLE BBQ	SPECIFICATIONS	KB402/3	A3
5						DATE:	DRAWN
4						20-04-20	JAR
3						DRAWING No.	SCALE
2						KB402/3	NOTED
1						SHEET No.	REV.
						002	0



© FURPHY FOUNDRY PTY LTD
THIS DOCUMENT IS AND SHALL REMAIN THE PROPERTY OF FURPHY FOUNDRY. UNAUTHORISED USE OF THIS DOCUMENT IN ANY FORM IS PROHIBITED.



Furphy Foundry Pty Ltd PH: (03) 5831 2777
A.B.N. 24 007 195 913 FAX: (03) 5831 2681
21 Drummond Rd, www.furphyfoundry.com.au
Shepparton VIC 3630 sales@furphyfoundry.com.au

CLIENT NAME	FURPHY FOUNDRY	PROJECT No.	KB402/3	PAGE	A3
PROJECT	EVOLVE DOUBLE BBQ	DATE:	20-04-20	DRAWN	JAR
DRAWING TITLE	SPECIFICATIONS	DRAWING No.	KB402/3	SCALE	NOTED
		SHEET No.	002	REV.	0