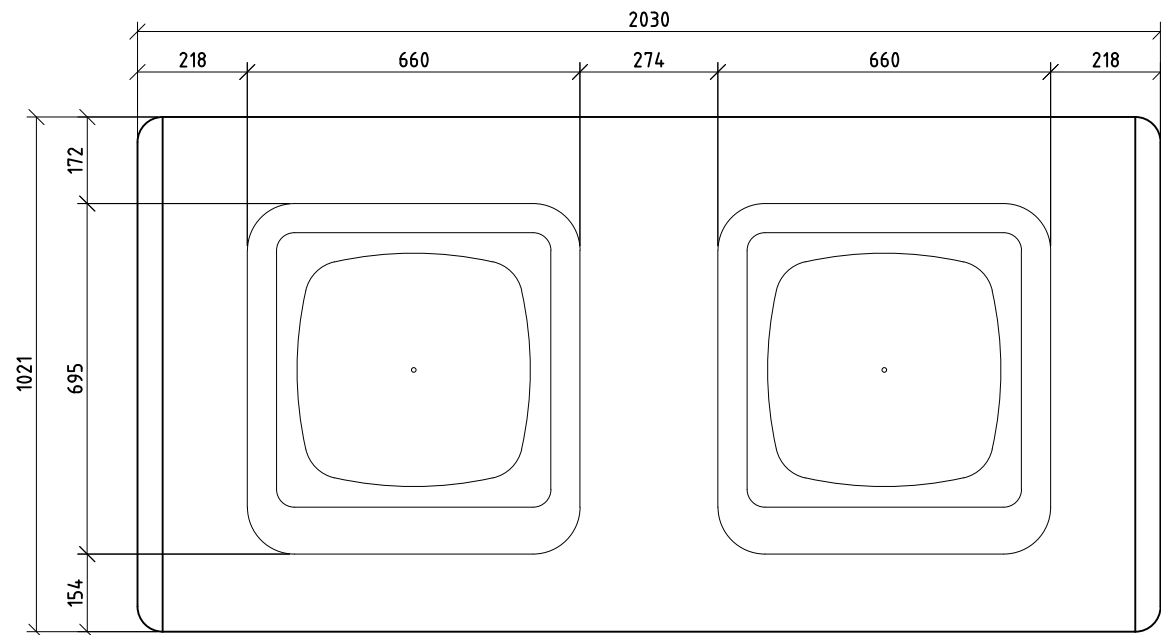


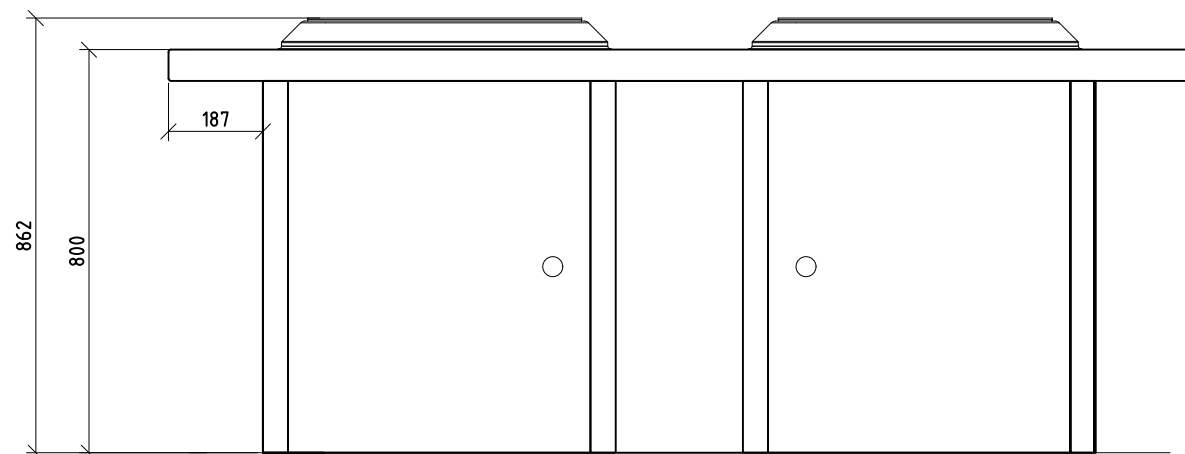
ALL DIMENSIONS IN MILLIMETRES - DO NOT SCALE

# EVOLVE DOUBLE BBQ

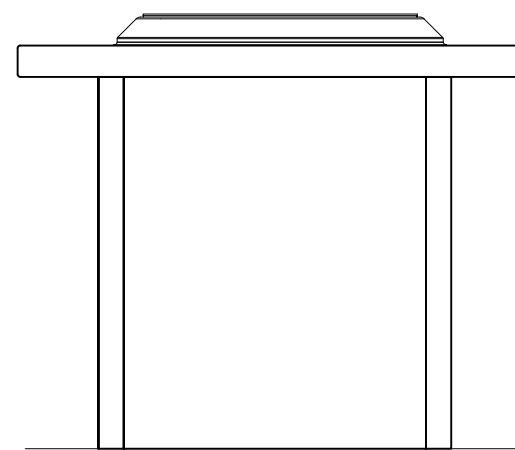
- KB402 Double hotplate (Shown)
- KB403 Hotplate with sink



1 PLAN  
SCALE (1:15)




2 FRONT ELEVATION  
SCALE (1:15)



3 SIDE ELEVATION  
SCALE (1:15)

REVISION	DATE:	DRAWN BY.
6		
5		
4		
3		
2		
1		

DATE:	DRAWN BY.



© FURPHY FOUNDRY PTY LTD  
THIS DOCUMENT IS AND SHALL REMAIN THE PROPERTY OF FURPHY FOUNDRY. UNAUTHORISED USE OF THIS DOCUMENT IN ANY FORM IS PROHIBITED.



Furphy Foundry Pty Ltd PH: (03) 5831 2777  
A.B.N. 24 007 195 913 FAX: (03) 5831 2681  
21 Drummond Rd, www.furphyfoundry.com.au  
Shepparton VIC 3630 sales@furphyfoundry.com.au

CLIENT NAME <b>FURPHY FOUNDRY</b>	PROJECT No. <b>KB402/3</b>	PAGE <b>A3</b>
PROJECT <b>EVOLVE DOUBLE BBQ</b>	DATE: <b>20-04-20</b>	DRAWN <b>JAR</b>
DRAWING TITLE <b>PRELIMINARY</b>	DRAWING No. <b>KB402/3</b>	SCALE <b>NOTED</b>
	SHEET No. <b>001</b>	REV. <b>0</b>

PROJECT No. <b>KB402/3</b>	PAGE <b>A3</b>
DATE: <b>20-04-20</b>	DRAWN <b>JAR</b>
DRAWING No. <b>KB402/3</b>	SCALE <b>NOTED</b>
SHEET No. <b>001</b>	REV. <b>0</b>