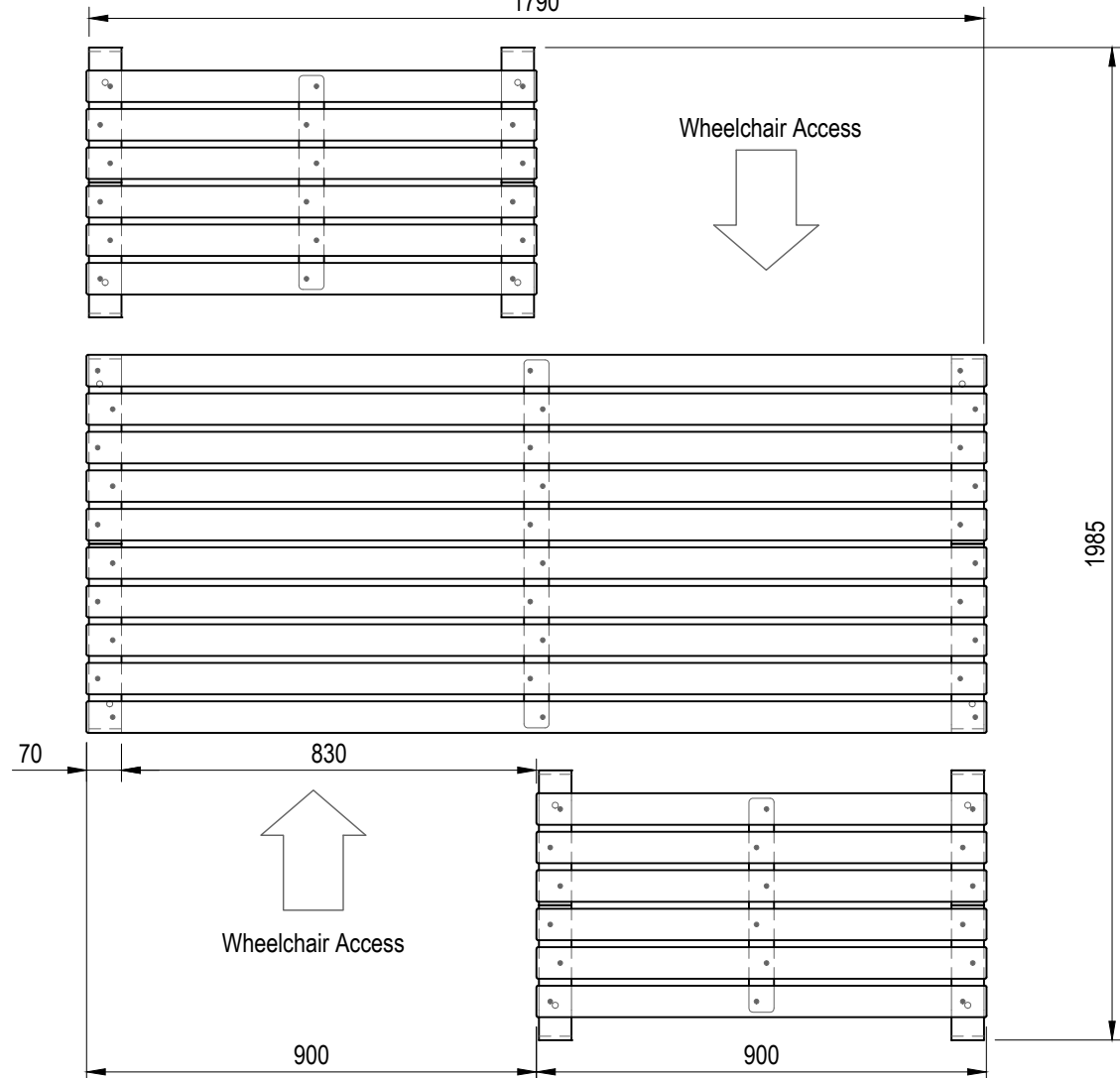
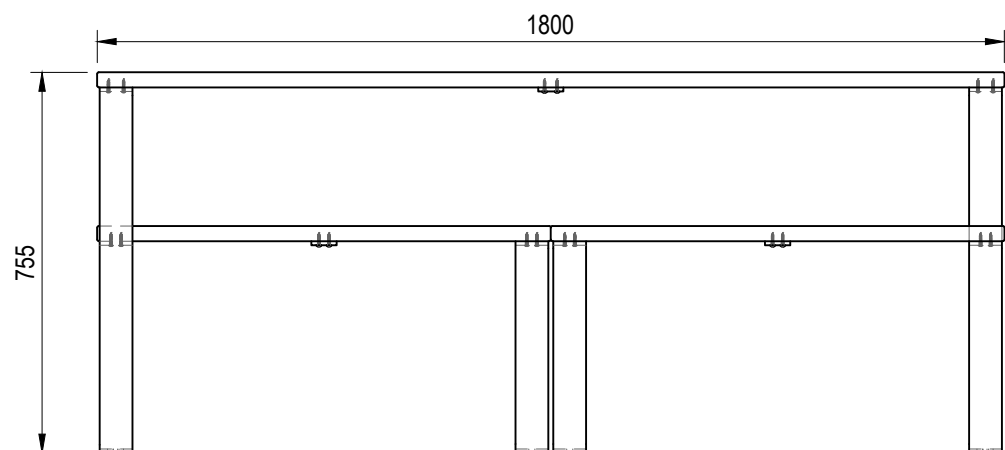


ECLIPSE SETTING

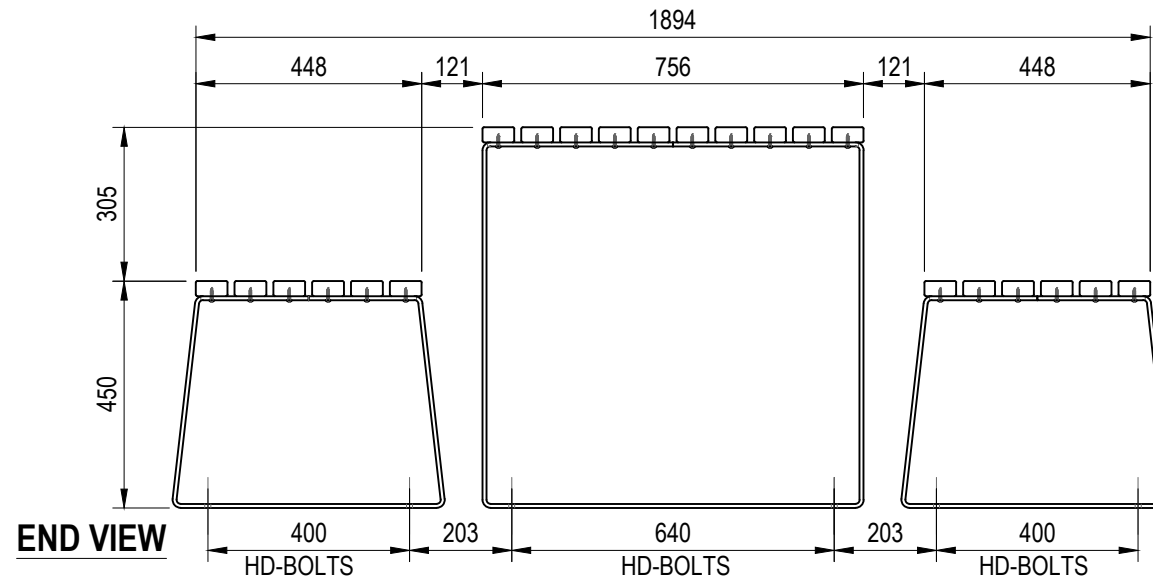
FFSC004010X - Eclipse - Setting - WCA2 - 1800mm
1790



TOP VIEW



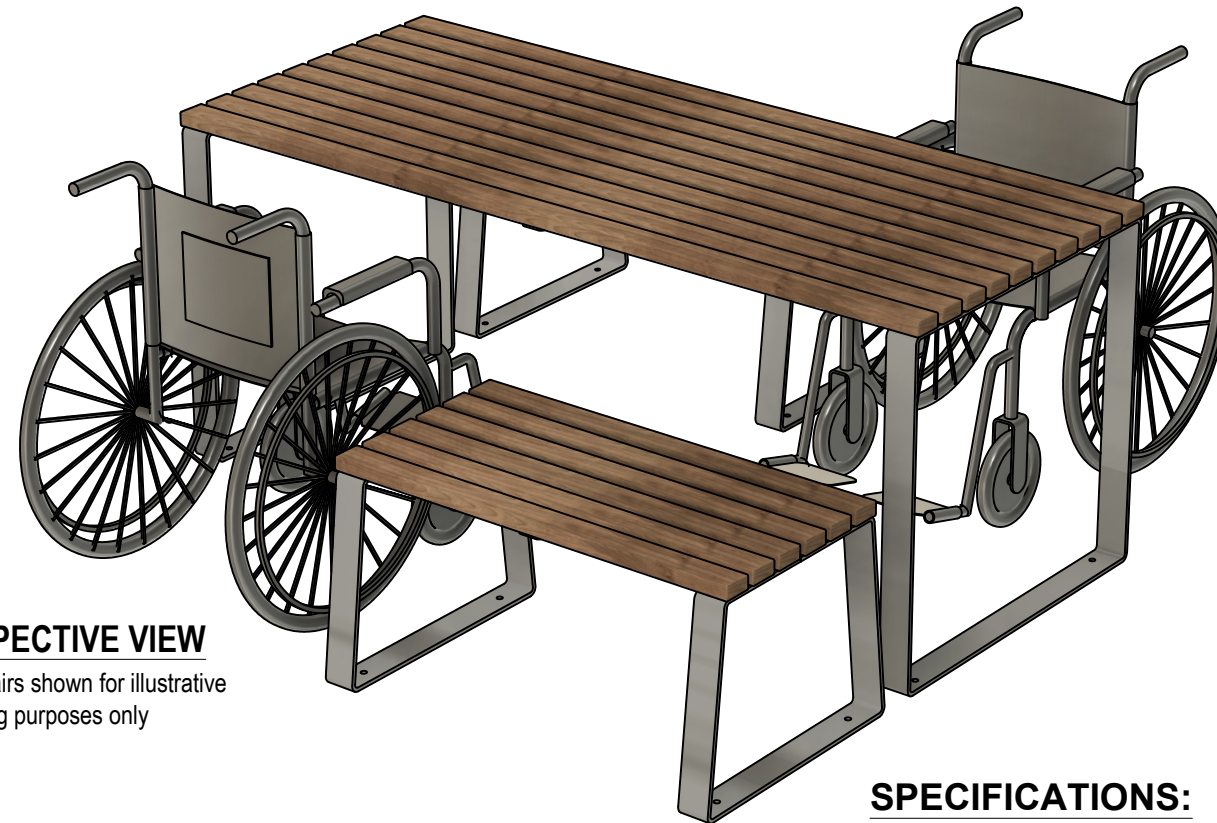
FRONT VIEW



END VIEW

SPECIFICATIONS SLATS

CODE	MATERIAL SLATS	FINISH SLATS	MATERIAL FIXINGS
FFSC004010	HARDWOOD TIMBER	STANDARD STAIN	STAINLESS STEEL
FFSC004010A	ALUMINIUM	CLEAR ANODISED	STAINLESS STEEL
FFSC004010APC	ALUMINIUM	POWDER COATED	STAINLESS STEEL
FFSC004010ATE	ALUMINIUM	TIMBER EFFECT	STAINLESS STEEL



PERSPECTIVE VIEW

Wheelchairs shown for illustrative positioning purposes only

SPECIFICATIONS:

MAIN CONSTRUCTION

MATERIALS:

- Legs - Stainless Steel 304
- Brackets - Stainless Steel 304

FINISH:

- STANDARD:
- Powder coated

GROUND FIXING OPTIONS

- Bolt Down (BD): M10 x 75mm Screwbolt Anchor GAL
- In Ground (IG): HD Bolt Kit GAL

Revision History

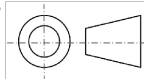
Rev	Description	Date	Approved



© FURPHY FOUNDRY PTY LTD.

THIS DOCUMENT IS AND SHALL REMAIN THE PROPERTY OF FURPHY FOUNDRY. UNAUTHORISED USE OF THIS DOCUMENT IN ANY FORM IS PROHIBITED.

UNLESS OTHERWISE SPECIFIED, DIMENSIONS ARE IN mm
DO NOT SCALE
BREAK ALL SHARP EDGES AND REMOVE BURRS



TOLERANCES
X: ±0.25
XX: ±0.1
ANGLES: ±0.1°



Furphy Foundry Pty Ltd
A.B.N. 24 007 195 913
21 Drummond Rd,
Shepparton VIC 3630
PH: (03) 5831 2777
FAX: (03) 5831 2681
www.furphyfoundry.com.au
sales@furphyfoundry.com.au

CLIENT NAME
Furphy Foundry

PROJECT
Eclipse Furniture Range
FFSC004010X - Setting - WCA2 - 1800mm

DRAWING TITLE
Eclipse - Setting - WCA2 - 1800mm

PART No.
FFSC004010X

PROJECT No.
ECLI-1011

DATE:
28/11/2024

DRAWING No.
ECLI-00016-SPE

SHEET No.
1/1

PAGE
A3

DRAWN
Joel Rose

SCALE
1:20

REV.
