


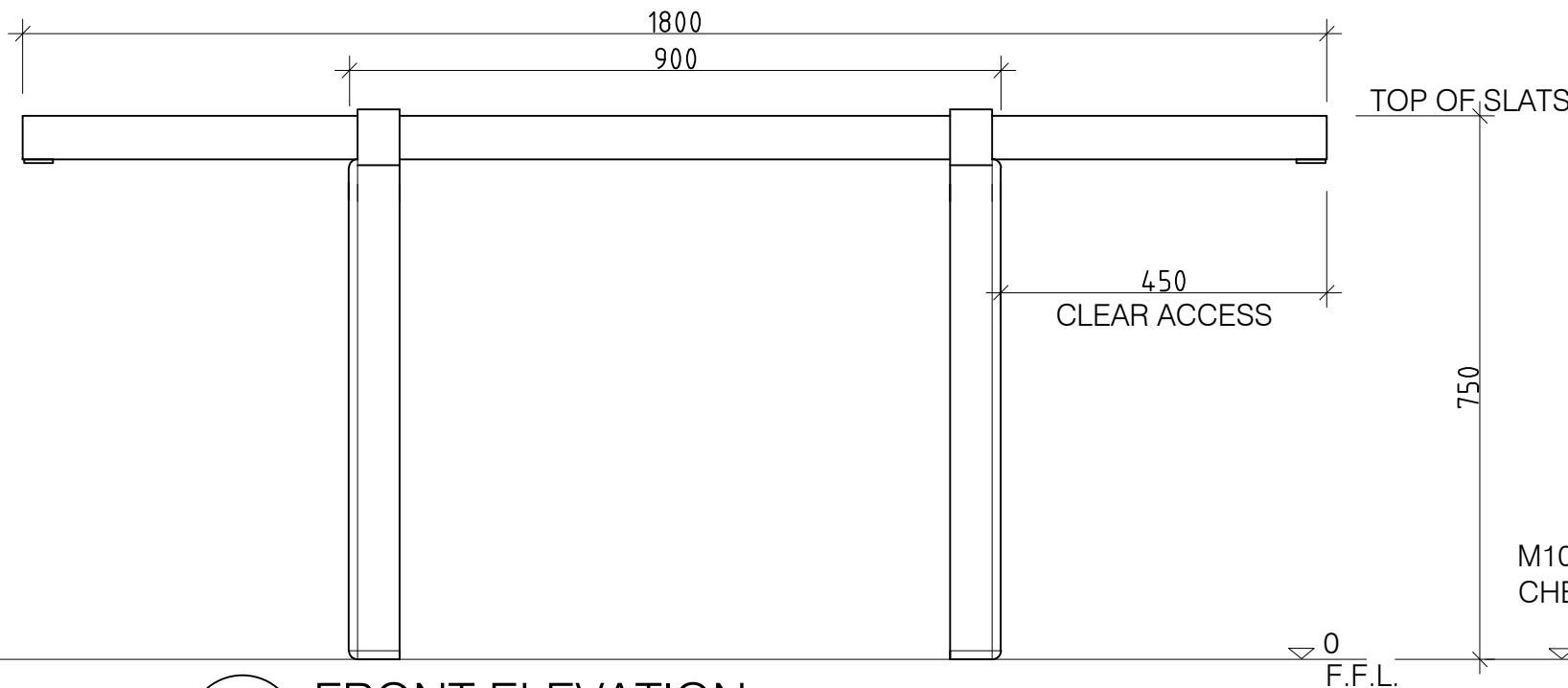
ALL DIMENSIONS IN MILLIMETRES - DO NOT SCALE



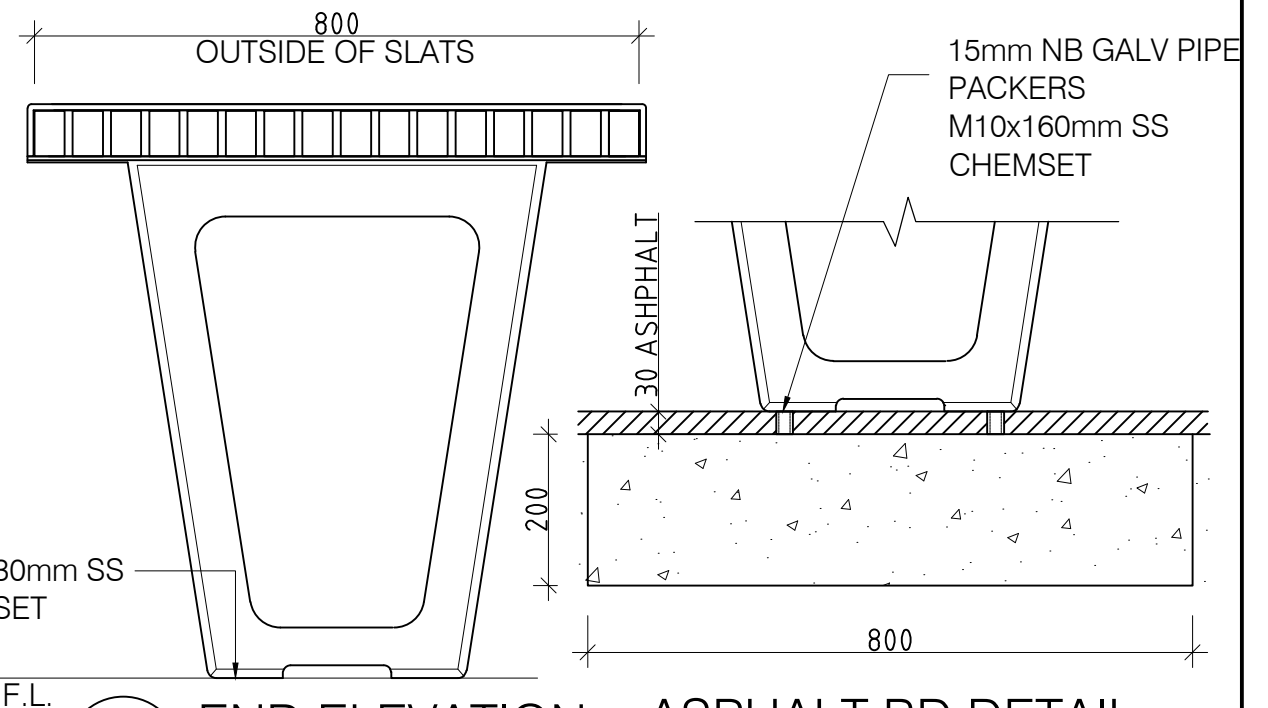
1 PLAN
1:10 @ A3



4 PERSPECTIVE
N.T.S.




2 FRONT ELEVATION
1:10 @ A3



3 END ELEVATION
1:10 @ A3

ASPHALT BD DETAIL
1:10 @ A3

REVISION	DATE:	DRAWN BY.
6	-	-
5	-	-
4	-	-
3	-	-
2	-	-
1	-	-



© FURPHY FOUNDRY PTY LTD
THIS DOCUMENT IS AND SHALL REMAIN THE PROPERTY OF FURPHY FOUNDRY. UNAUTHORISED USE OF THIS DOCUMENT IN ANY FORM IS PROHIBITED.



Furphy Foundry Pty Ltd
A.B.N. 24 007 195 913
21 Drummond Rd,
Shepparton VIC 3630
PH: (03) 5831 2777
FAX: (03) 5831 2681
www.furphyfoundry.com.au
sales@furphyfoundry.com.au

CLIENT NAME FURPHY FOUNDRY	PROJECT No. FFSB003400	PAGE A3
PROJECT -	DATE: 30-08-19	DRAWN PS
DRAWING TITLE FLINDERS TABLE	DRAWING No. FFSB003400	SCALE NOTED
PRELIMINARY	SHEET No. 001	REV. 0